



Welcome Class of 2020



A child wearing a white lab coat is crouching on a paved surface, pointing at a row of colorful beanbag chairs. In the background, there are several hula hoops on the ground. The scene is set outdoors on a paved area.

WELCOME TO RECEPTION 2020 - 2021

**We would like to share some information about what we will be
doing this year**

Reception Staff

R1



Mrs Prasad

Mrs Casswell



Miss Dawes



R2

Miss Arbon-Davis




Miss Kaur



R3

Miss Bernstein



Miss Misevic



8.50 am	Doors open – Challenge time with parents/carers
9.00 am	Doors locked – Register
	Learning time
12.00 pm	Lunch time
1.00 pm	Learning time
3.10 pm	Home time – children to be collected by a known adult
3.20 pm	Doors closed



OUR SCHOOL DAY



7 Areas of Learning

```
graph TD; A[7 Areas of Learning] --> B[Through continuous and enhanced provision]; B --> C[Whole class and focused activities]; C --> D[Indoors and Outdoors]; D --> E[Observations / assessments / learning journeys];
```

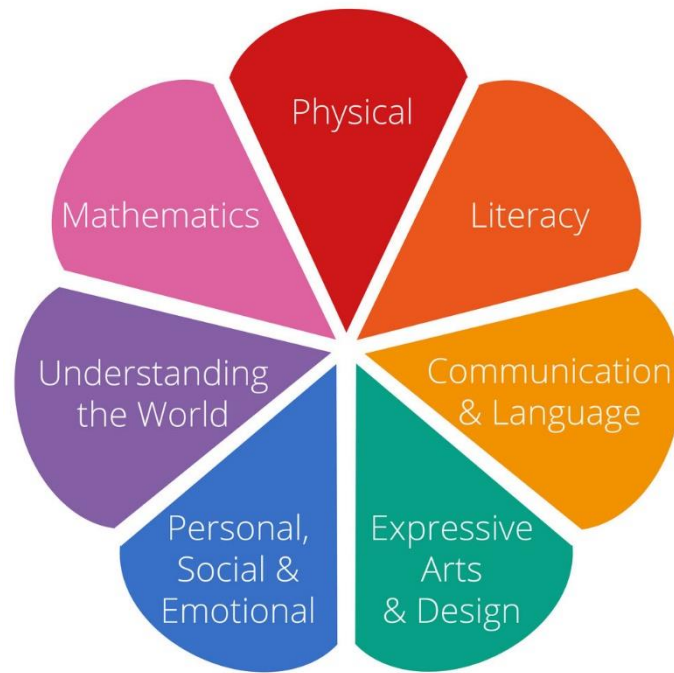
Through continuous and enhanced provision

Whole class and focused activities

Indoors and Outdoors


Observations / assessments / learning journeys

How do the children learn in
Reception?



CURRICULUM

Characteristics of Effective Learning
Playing and exploring – engagement Finding out and exploring Playing with what they know Being willing to 'have a go'
Active learning – motivation Being involved and concentrating Keeping trying Enjoying achieving what they set out to do
Creating and thinking critically – thinking Having their own ideas Making links Choosing ways to do things



CHARACTERISTICS OF EFFECTIVE LEARNING

Our Topics

Autumn

Our families
Fairy tales



Spring

Space
Dinosaurs



Summer

Growing
Oceans



Home Learning

Activities to help support learning at home to be sent half termly.

We focus on the children consolidating the learning they've received in school.

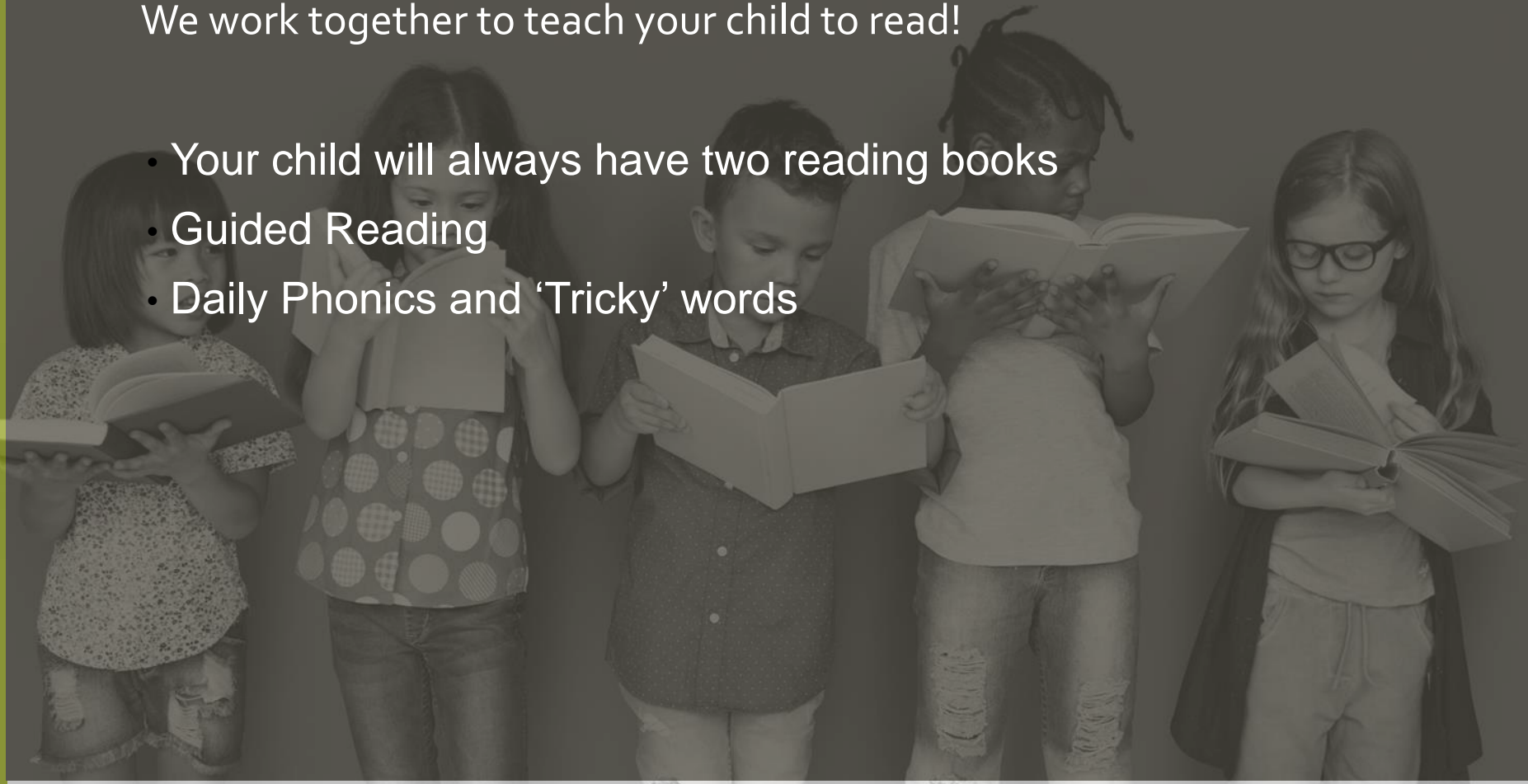
We celebrate our children's effort in Home Learning with Home Learning Stars – their learning is displayed along the EYFS corridor



Reading in Reception

We work together to teach your child to read!

- Your child will always have two reading books
- Guided Reading
- Daily Phonics and 'Tricky' words





GOVERNMENT BASELINE



PTA

Website

Messages

Parent helpers


Twitter

Workshops

Newsletter

Milestones

Parent Partnership



TAPESTRY



- Your child's online learning journey
- You will receive your own secure log in where you will be able to access photos, a description of what your child is doing and which area of the curriculum they're learning.
- You will receive a download of their year's learning at the end of the academic year.

Ways you can help your child

Listen to your child read every day – please write a comment in their reading journal once a week.

By doing home-learning together.

Talking about what they have learnt during the day.

Using the phonics play bags when it's your turn.



1

Hear children read



2

Share your talents



3

Please let your
child's new class
teacher know if you
would like to help

Please come and get
involved



What will you need?

- Labelled school uniform
- Velcro shoes
- A school book bag
- Labelled wellies
- A warm waterproof coat
- Spare clothing in a labelled bag

All uniform is available at the school office.

One day per week your child will be able to come into school wearing comfy sports clothes.



Lunches

- Chorlton Park is a Healthy School
- Reception lunches are free
- Your child may bring in a packed lunch if you prefer
- Milk and water is provided throughout the day – you can bring in a labelled water bottle
- Fruit snacks are provided for every child

What's next?

This week

- You will have received a virtual tour of Reception on Class Dojo
- A story read by Miss Arbon-Davis on Class Dojo

Next week

- You will receive our Reception leaflet to share with your child
- Reception story time with Miss Bernstein and Mrs Prasad on Zoom
- Home learning ideas

Finally

- Story time on Class Dojo
- Reception 'Best Bits' video on Class Dojo

Don't forget to send us your child's photo!



THANK YOU FOR JOINING US